




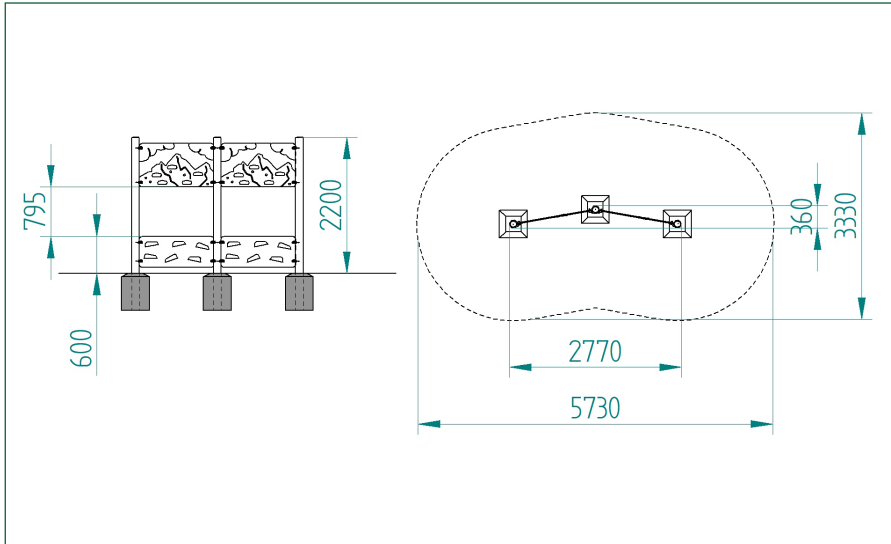
Product Code: **PPLT0028-A** add "- SF" at the end of the code for the steel foot variant

Product Description: **Open Climbing Wall Traverse - Standard**

Product Range: **Low Level Timber Trail**



* Steel Foot Option "-SF"



Age Suitability:	4yrs +
Critical Fall Height:	0.6m CFH
Surfacing Area Required:	NA
Recommended Free Space:	1.5m
Heaviest Part:	19 kg
Total Product Weight:	129 kg
Total Product Height:	2.2m



T: 0333 003 5133 **E:** sales@mmtimber.co.uk
M&M Timber, Hunt House Sawmills, Clows Top, Near Kidderminster, Worcestershire, DY14 9HY

www.mmtimber.co.uk    