




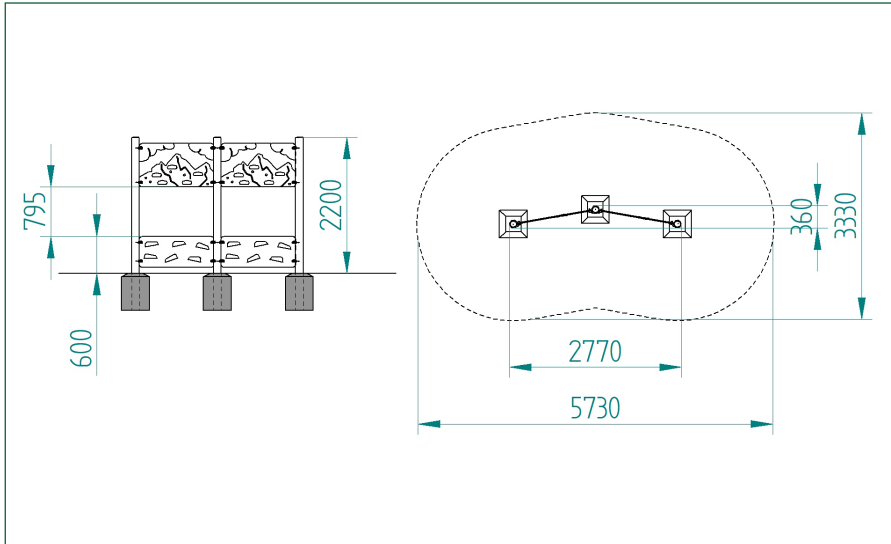
**Product Code:** **PPLT0026-A** add "- SF" at the end of the code for the steel foot variant

**Product Description:** **Open Climbing Wall Traverse**

**Product Range:** **Low Level Timber Trail**



\* Steel Foot Option "-SF"



<b>Age Suitability:</b>	<b>4yrs +</b>
<b>Critical Fall Height:</b>	<b>0.6m CFH</b>
<b>Surfacing Area Required:</b>	<b>NA</b>
<b>Recommended Free Space:</b>	<b>1.5m</b>
<b>Heaviest Part:</b>	<b>19 kg</b>
<b>Total Product Weight:</b>	<b>129 kg</b>
<b>Total Product Height:</b>	<b>2.2m</b>



**T:** 0333 003 5133 **E:** [sales@mmtimber.co.uk](mailto:sales@mmtimber.co.uk)

M&M Timber, Hunt House Sawmills, Clows Top, Near Kidderminster, Worcestershire, DY14 9HY

**[www.mmtimber.co.uk](http://www.mmtimber.co.uk)**    