
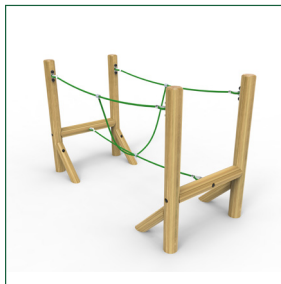




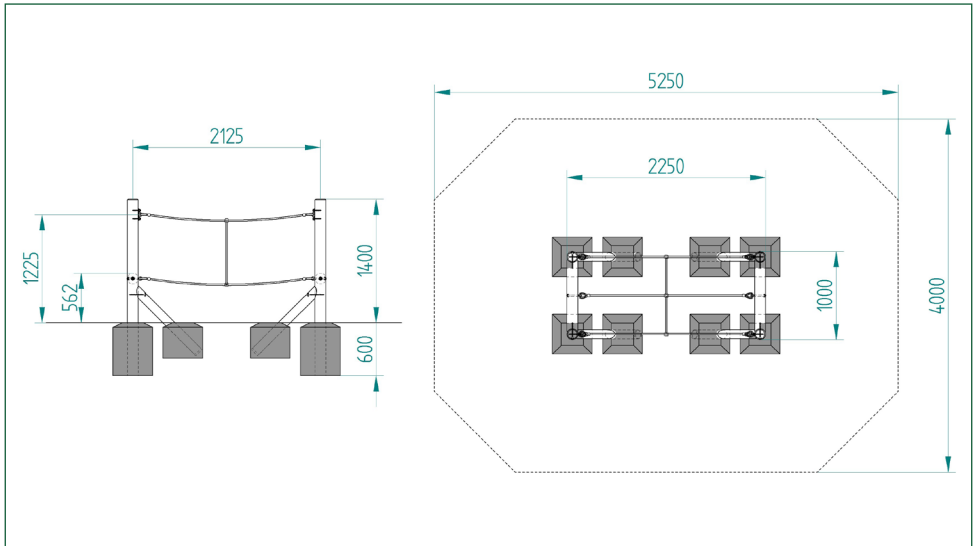
Product Code: **PPLT0016-A** add "- SF" at the end of the code for the steel foot variant

Product Description: **Burma Bridge**

Product Range: **Low Level Timber Trail**



* Steel Foot Option "-SF"



Age Suitability:	4yrs +
Critical Fall Height:	0.56m CFH
Surfacing Area Required:	NA
Recommended Free Space:	1.5m
Heaviest Part:	12.6 kg
Total Product Weight:	88.4 kg
Total Product Height:	1.4m



T: 0333 003 5133 **E:** sales@mmtimber.co.uk

M&M Timber, Hunt House Sawmills, Clows Top, Near Kidderminster, Worcestershire, DY14 9HY

www.mmtimber.co.uk    